

Production Company:



Show:

Into The Woods

Director:

Kristin McLaughlin Mitchell

Scenic Designer:

Brydon H. Lidle, IV

Lighting Designer:

Lily Fossner

Sound Designer:

Damien Figueras

Object:

Drawn By:

Brydon H. Lidle, IV

Draft Date:

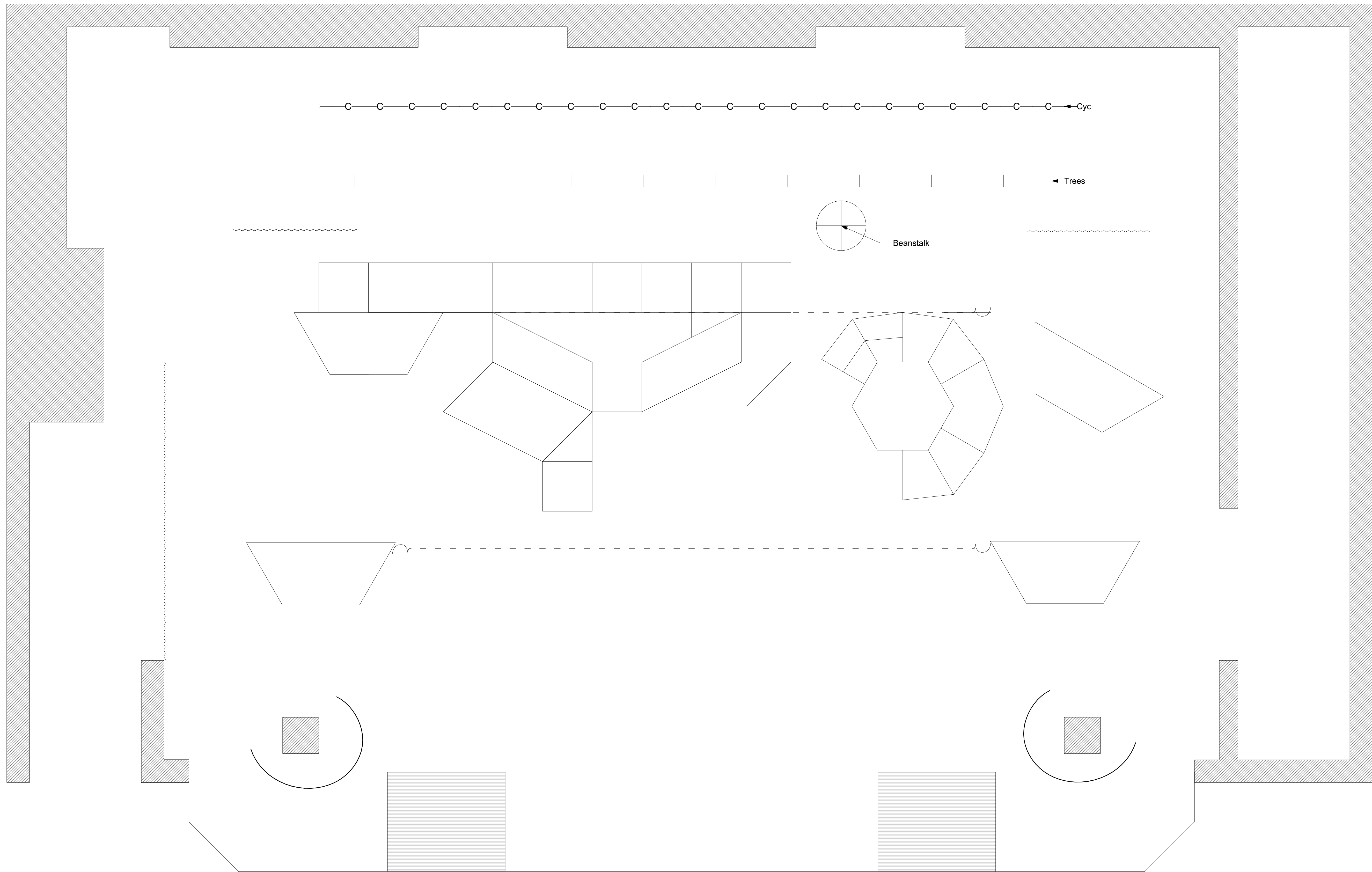
10/7/19

Scale:

1/2" = 1'0"

Plate Number:

1/8



Production Company:



Show:

Into The Woods

Director:

Kristin McLaughlin Mitchell

Scenic Designer:

Brydon H. Lidle, IV

Lighting Designer:

Lily Fossner

Sound Designer:

Damien Figueras

Object:

Drawn By:

Brydon H. Lidle, IV

Draft Date:

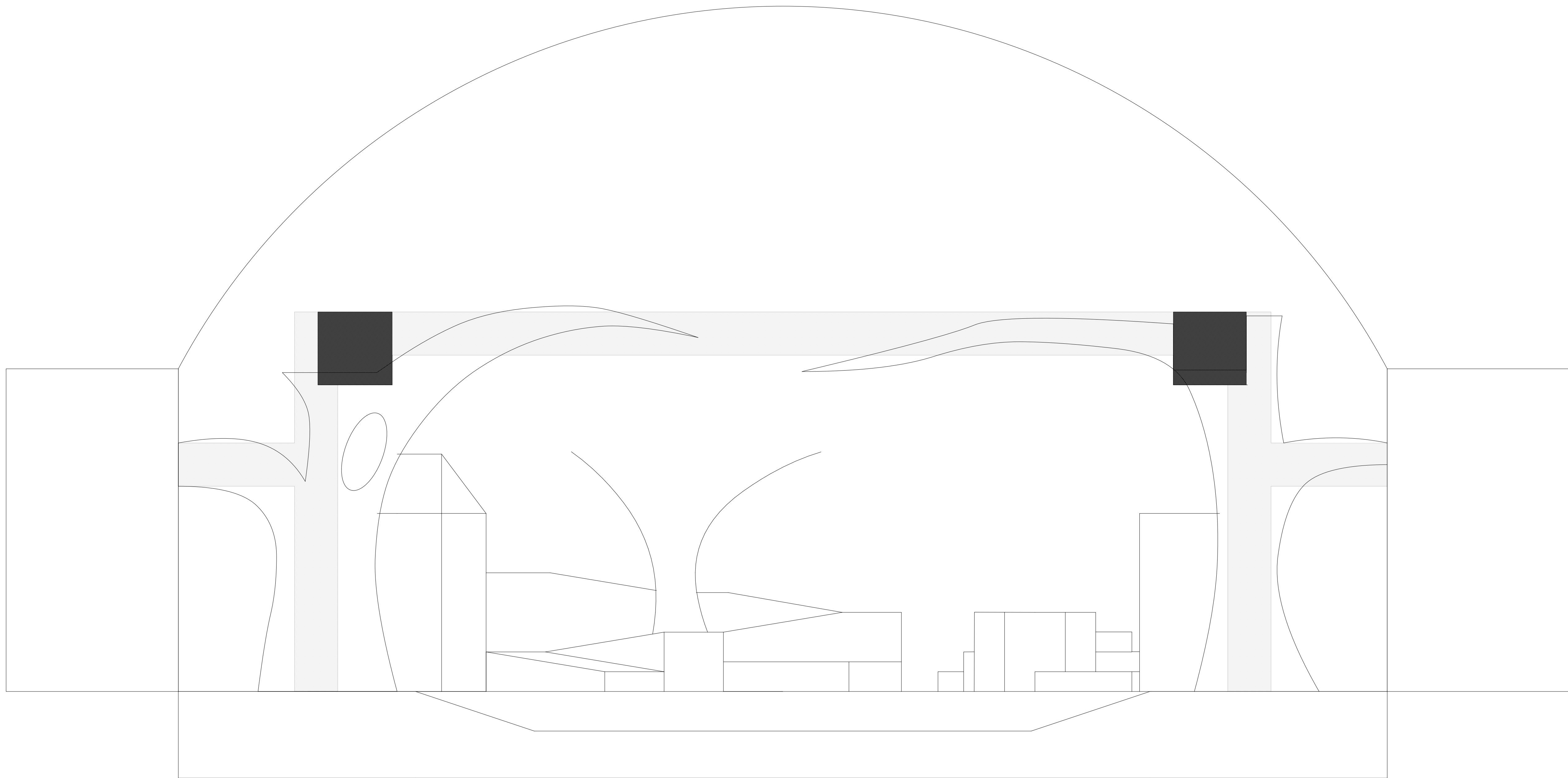
10/7/19

Scale:

1/2" = 1'0"

Plate Number:

2/8



Production Company:



Show:

Into The Woods

Director:

Kristin McLaughlin Mitchell

Scenic Designer:

Brydon H. Lidle, IV

Lighting Designer:

Lily Fossner

Sound Designer:

Damien Figueras

Object:

Drawn By:

Brydon H. Lidle, IV

Draft Date:


10/7/19

Scale:

1/2" = 1'0"

Plate Number:

2A/8



Black Base with Dark Green Marbling. 30' Wide by 30' Deep. Continues onto Stage Extension.
 Stage Extension Ramps get treated with Non-Slick Strips for safety (if needed)
 If doing sub floor, continue subfloor treated Flat Black to as far offstage as possible (Green Squares)



Show:

Into The Woods

Director:

Kristin McLaughlin Mitchell

Scenic Designer:

Brydon H. Lidle, IV

Lighting Designer:

Lily Fossner

Sound Designer:

Damien Figueras

Object:

Drawn By:

Brydon H. Lidle, IV

Draft Date:

10/7/19

Scale:

1/2" = 1'0"

Plate Number:

3/8

